

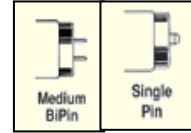


## Lighting Assessment

Please describe your existing lighting:

- ❖ How many of each of the following fluorescent fixtures do you currently have in operation (T12 linear fluorescent lamps have a diameter of 12/8 or 1.5", while newer T8 technology is 8/8 or 1" in diameter):

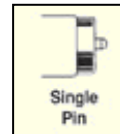
\_\_\_ 4' T12 (These are commonly found in office fixture or used as task lighting in warehouse/manufacturing areas)



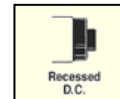
\_\_\_ 4' T12 High Output (These are commonly found in office fixture or used as task lighting in warehouse/manufacturing areas)



\_\_\_ 8' T12 (8' T12 lamps can be the primary lighting in a warehouse or production facility or used as task lighting to supplement HID)



\_\_\_ 8' T12 High Output/Very High Output (8' T12 lamps can be the primary lighting in a warehouse or production facility or used as task lighting to supplement HID)



- ❖ How many of the following high intensity discharge (HID) fixtures do you currently have in operation (High Intensity Discharge fixtures are either metal halide or high pressure sodium. Metal halide produces a white light while high pressure sodium produces an orange-yellowish light):

\_\_\_ Metal Halide/Mercury Vapor (white light)

\_\_\_ High Pressure Sodium (Orange-Yellow Light)



## Agreement and Signature

I understand that by signing this form I am only expressing my business' interest in this program and am not entering into any binding agreement with COSE or any other partners included in the COSE Lighting Program. I also authorize COSE to assign a lighting auditor for my facility.

**\*Please attach a copy of your most recent electric bill.**

Name (printed)	
Company	
Title	
Signature	
Date	